



Shamley Green Appraisal

In March 2005, the Appraisal was delivered to 452 households and 341 questionnaires were returned, a response rate of 75%; the total population of the households responding was 840. An open meeting was held in the Arbuthnot Hall in May 2005 to present an outline of the results and to gather information and ideas villagers may have to improve Shamley Green.

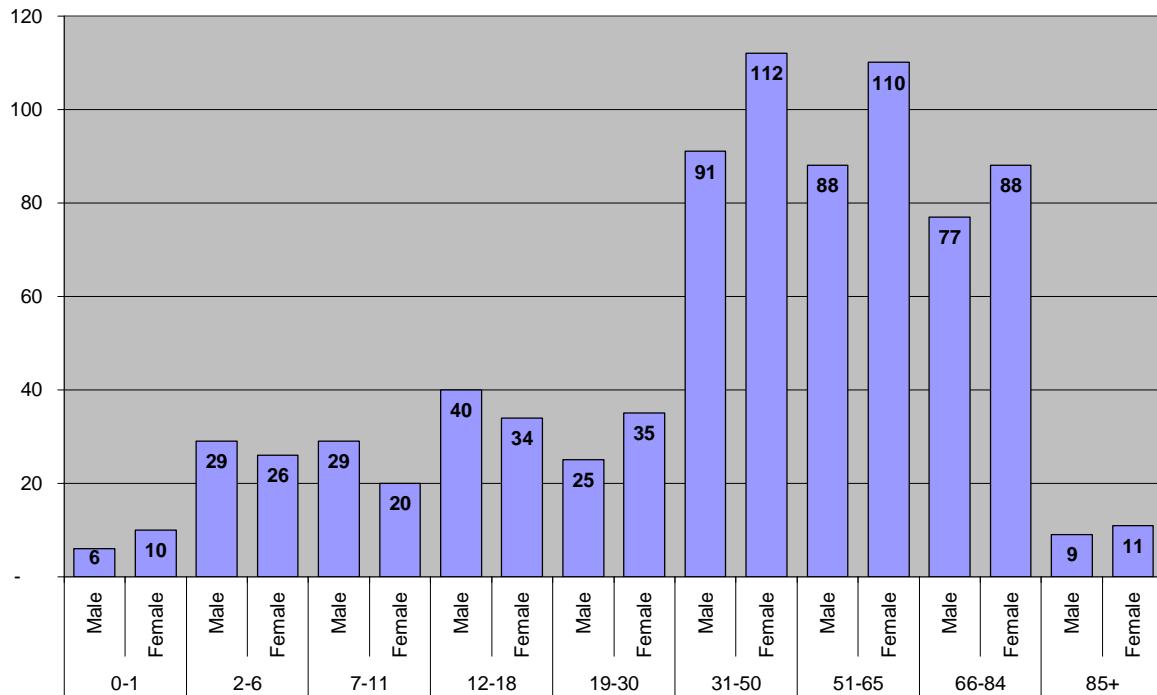
The Steering Committee created an Action Plan from these results and comments. This plan enables us to specify what needs to be done, and then to monitor and report on progress.

Some of the actions require interaction with local bodies such as the Parish and Borough councils, SCC Highways and the Police. We will be working with these authorities to achieve our aims.

HOUSEHOLD SECTION

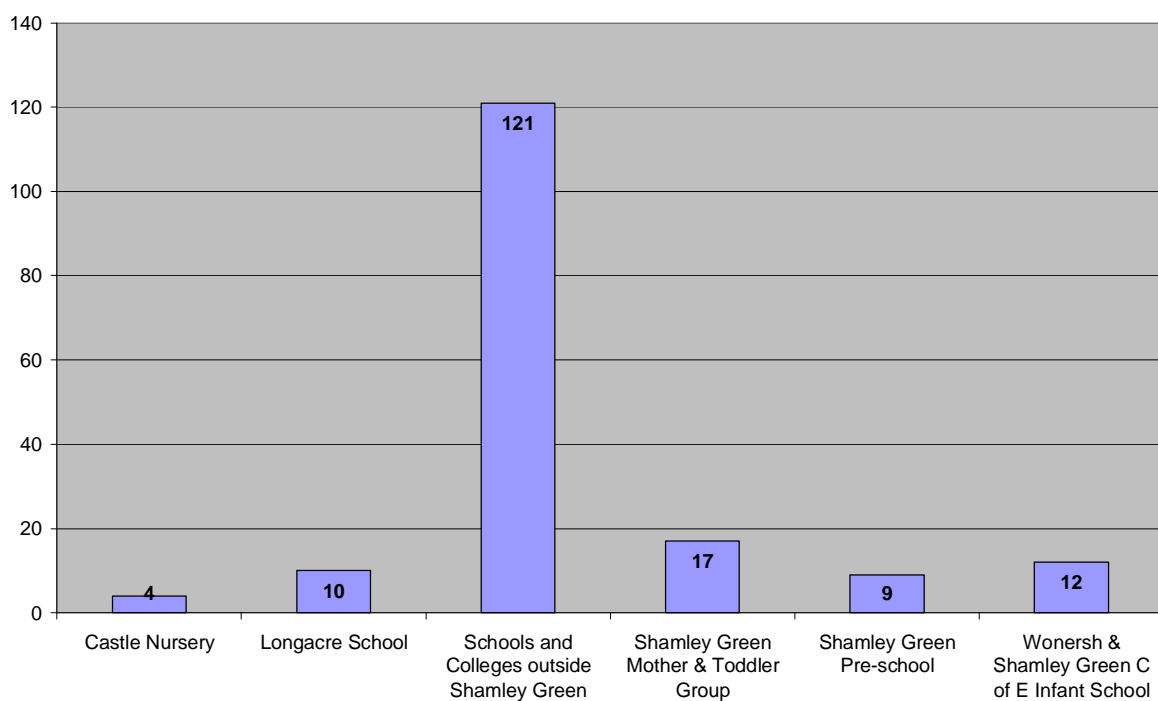
Question 1 – *How many people are in your household, in each age group?*

Total number of people: 840



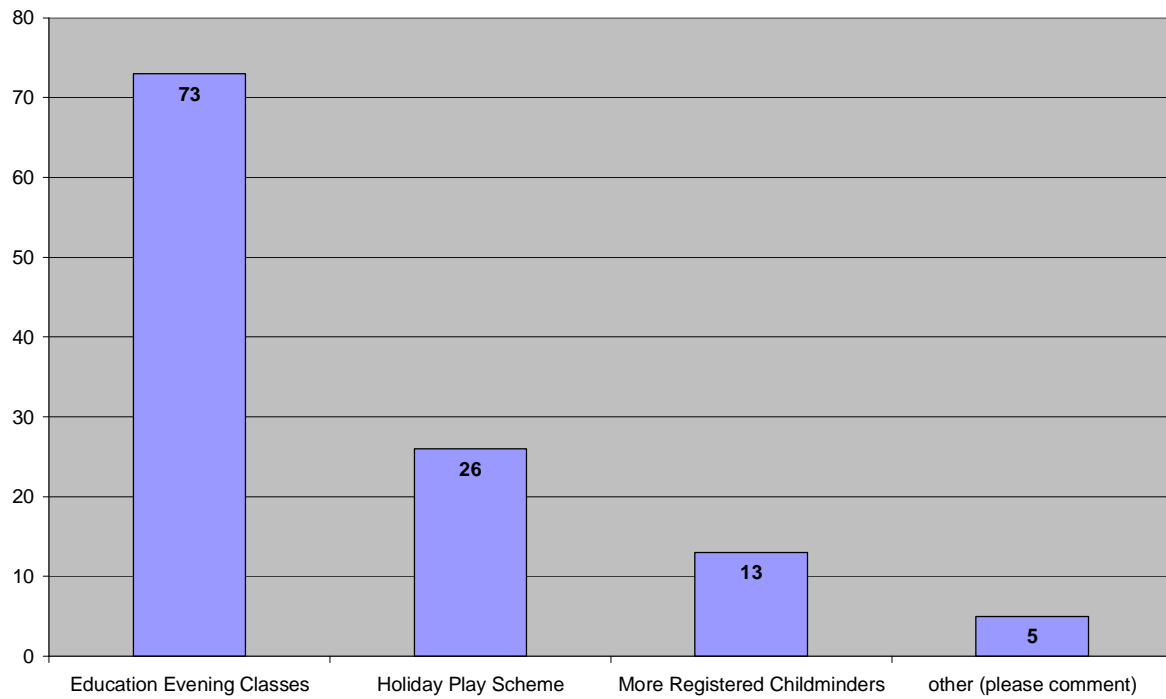
Question 2 – *how many people in your household attend any of the following?*

Total number of households: 341



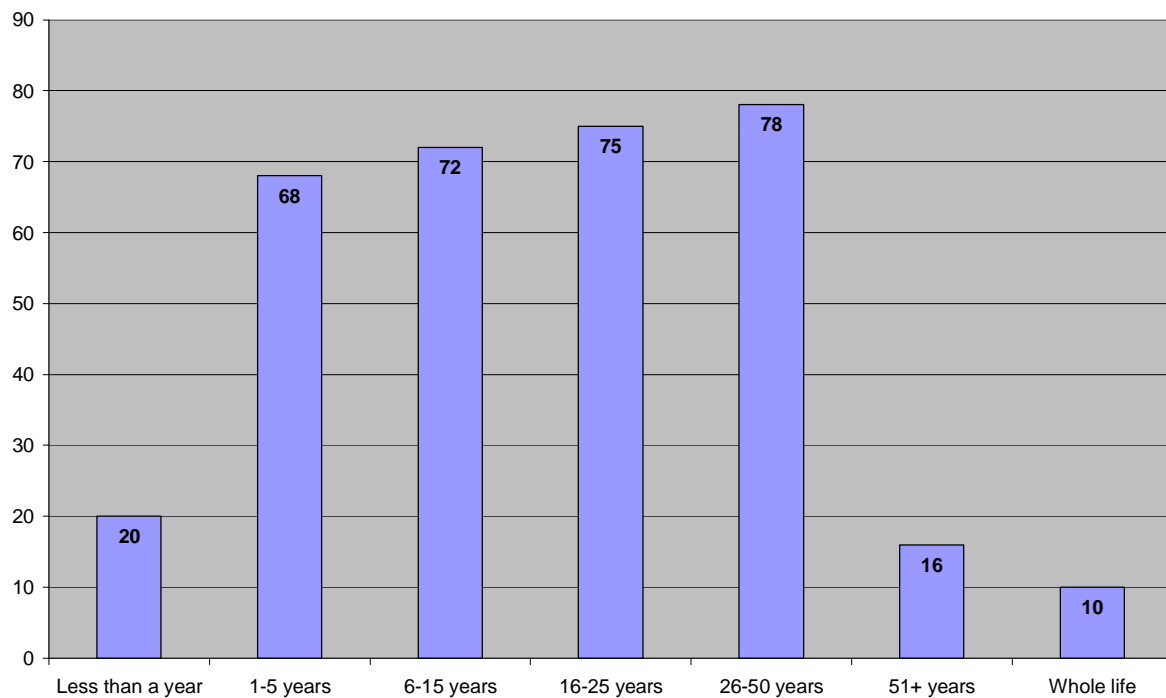
Question 3 – *do you need any of the following in Shamley Green?*

Total number of households: 341



Question 4 – *How long have you lived in Shamley Green?*

Total number of households: 341



Question 5 – *Could the quality of education and its facilities, within Shamley Green be improved?*

Total number of households: 341

The main comments were that, although the teaching was good at the Pre-School and Infant School, the facilities could do with improving and repairing.

PERSONAL SECTION

Question 6 – *What do you like most about Shamley Green?*

Total number of respondents: 484

- Pretty, friendly, traditional, English country village
- Quiet and free from noise from aeroplanes and motorways, yet close to London and Guildford, and with a good bus route
- Pubs, shop with a Post Office, Church with a vicar, duck ponds, village green with cricket, Pre-School and Infant School; all these are village features that are much appreciated and loved
- Historic buildings, open countryside, lack of street furniture (traffic signs and road markings) absence of street lights, wonderful views and walks, all combine to give the village a very rural atmosphere
- Great sense of community and friendliness, with many young families, help make Shamley Green feel unique to many

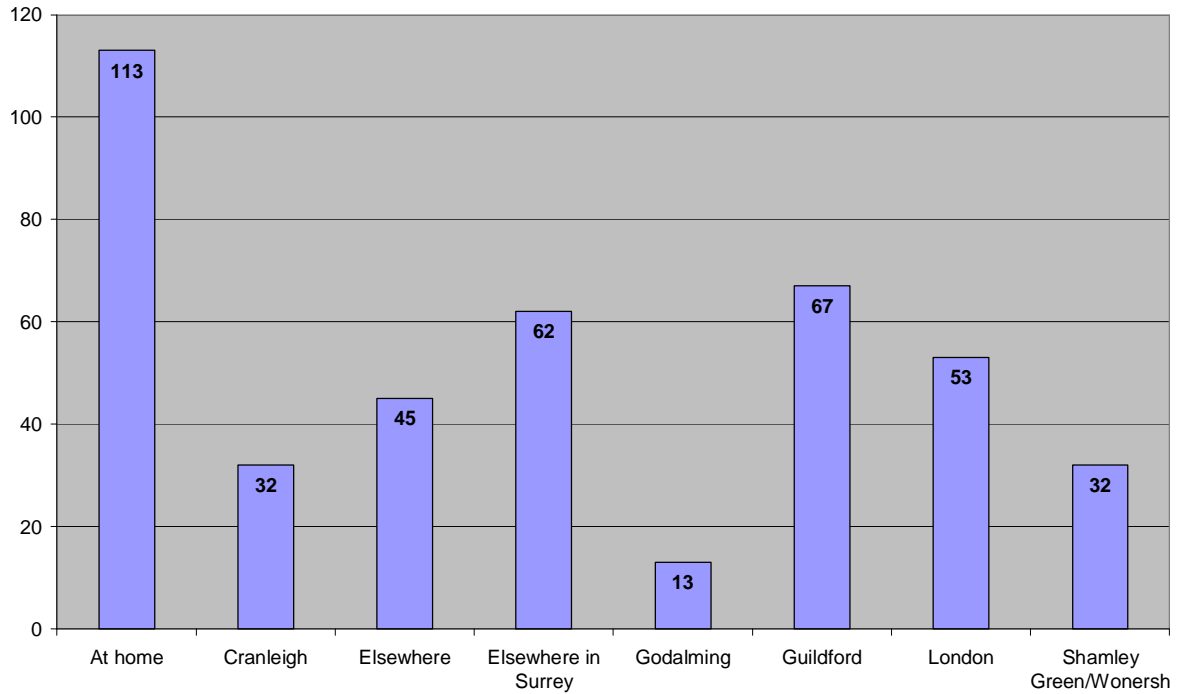
Question 7 – *What do you like least about Shamley Green?*

Total number of respondents: 407

- Noise, volume and speed of through traffic, and intrusion from Longacre School traffic
- Insufficient parking for weekend visitors
- Roads are dirty and untidy, the main road divides the village in two, road signs are intrusive
- Many fear the charms of the village are vulnerable to further urbanisation, street lighting, more pavements, street furniture and traffic calming measures
- Many feel the village could be tidier; dog fouling and inconsiderate dog owners were concerns, as well as the condition of the village ponds
- Housing raised many concerns, including affordability of housing for young people, prices inflated by incomers, who then try to change the village
- Lack of facilities for the young

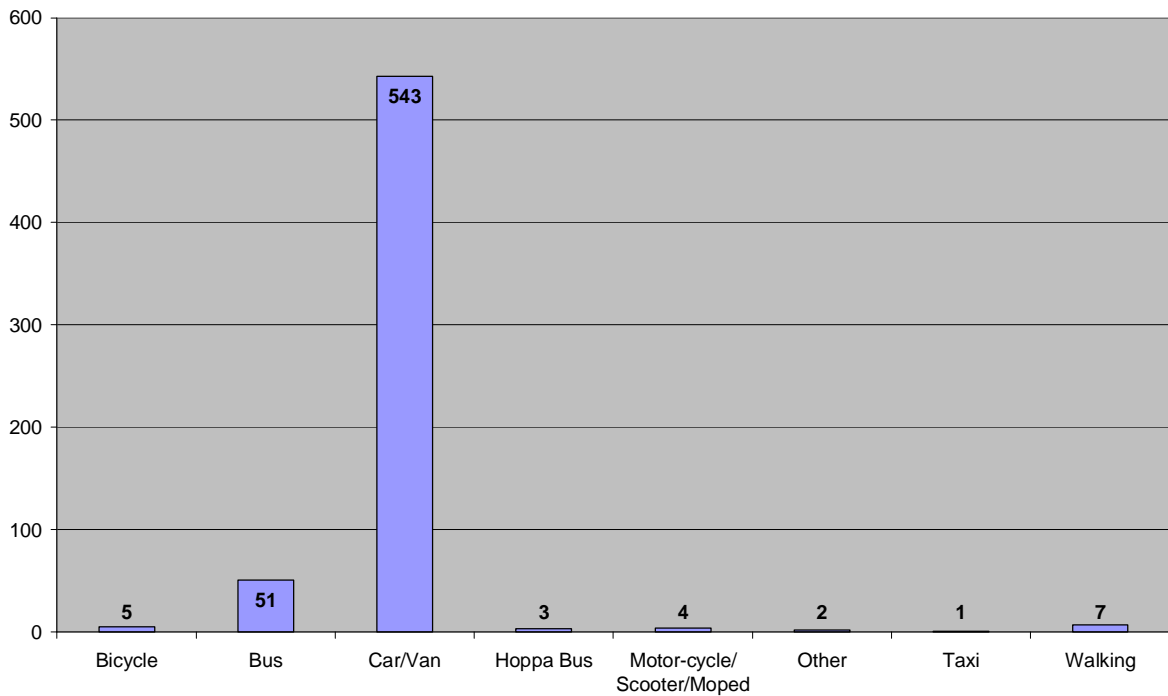
Question 8 – *Where is your main place of employment?*

Total number of respondents: 417



Question 9 – *What is your main means of transport in and out of the village?*

Total number of respondents: 616



Question 10 – *Would you be interested in taking part in a scheme to share journeys for shopping, the school run or work?*

Total number of respondents: 558

- Yes 62 (11.1%)
- No 496 (88.9%)

Question 11 – *In Shamley Green there is a voluntary car service and a Hoppa bus that helps people who would otherwise be unable to make journeys out of the village.*

Total number of respondents: 151

Are you?

- Aware of and use these services 66 (43.7%)
- Unaware of and would like to use these services 38 (25.2%)
- Interested in volunteering to help 38 (25.2%)
- Unaware but would like more information 12 (7.9%)

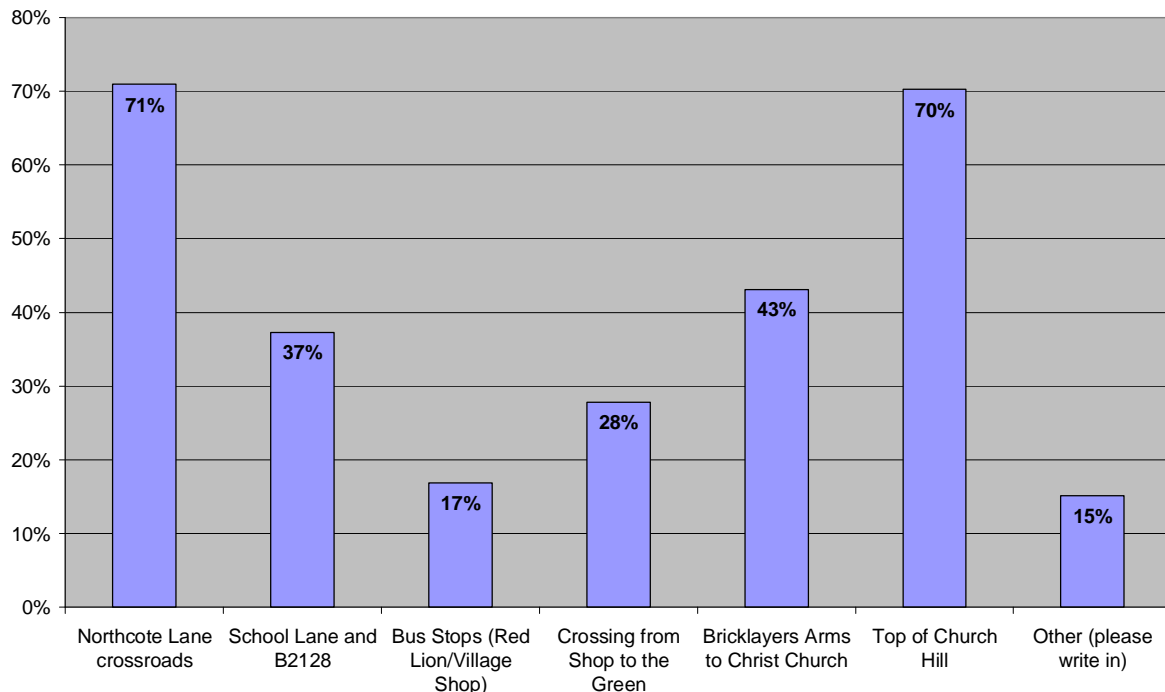
Question 12 – *If you use the regular or the Hoppa bus services, what might improve them?*

Total number of respondents: 72

- Too expensive 26
- More reliable 20
- Other comments included better night time services, some services should go to the station and connect better with trains to London, buses could be cleaner, less crowded in the mornings, and passenger behaviour

Question 13 – *Do you think any of these are traffic “danger spots”?*

Total number of respondents: 550



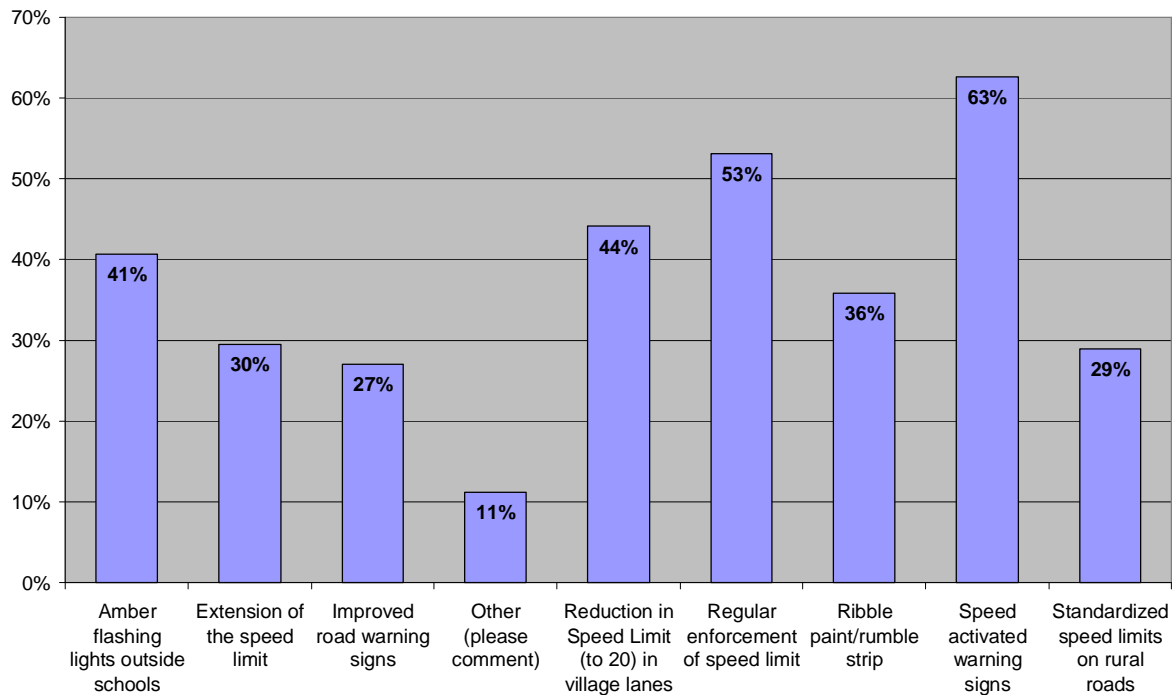
Question 14 – *Would you support traffic calming measures in Shamley Green?*

Total number of respondents: 592

- Yes 499 (84.3%)
- No 93 (15.7%)

Question 15 – *If you answered “Yes” to Question 14, please indicate which measures you might support*

Total number of respondents: 508



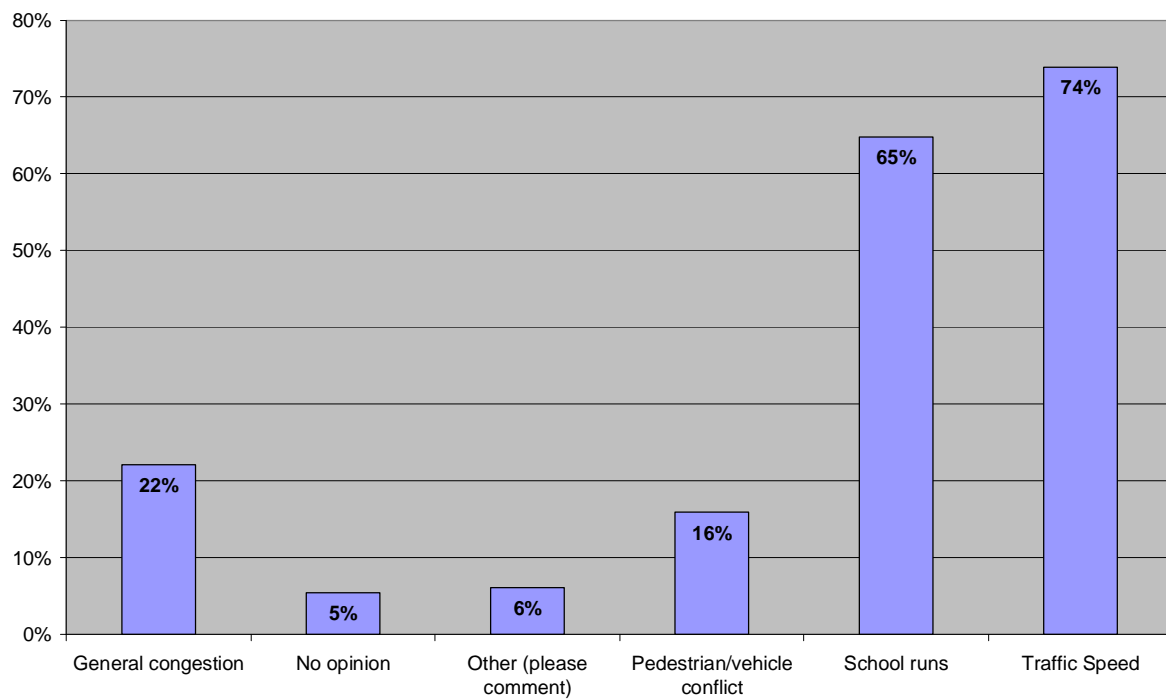
Question 16 – *If a traffic calming measure depended on there being a minimum legal level of lighting, would this be acceptable to you?*

Total number of respondents: 514

- Yes 286 (55.6%)
- No 228 (44.4%)

Question 17 – *Do you think that traffic problems in Shamley Green relate to any of the following?*

Total number of respondents: 571



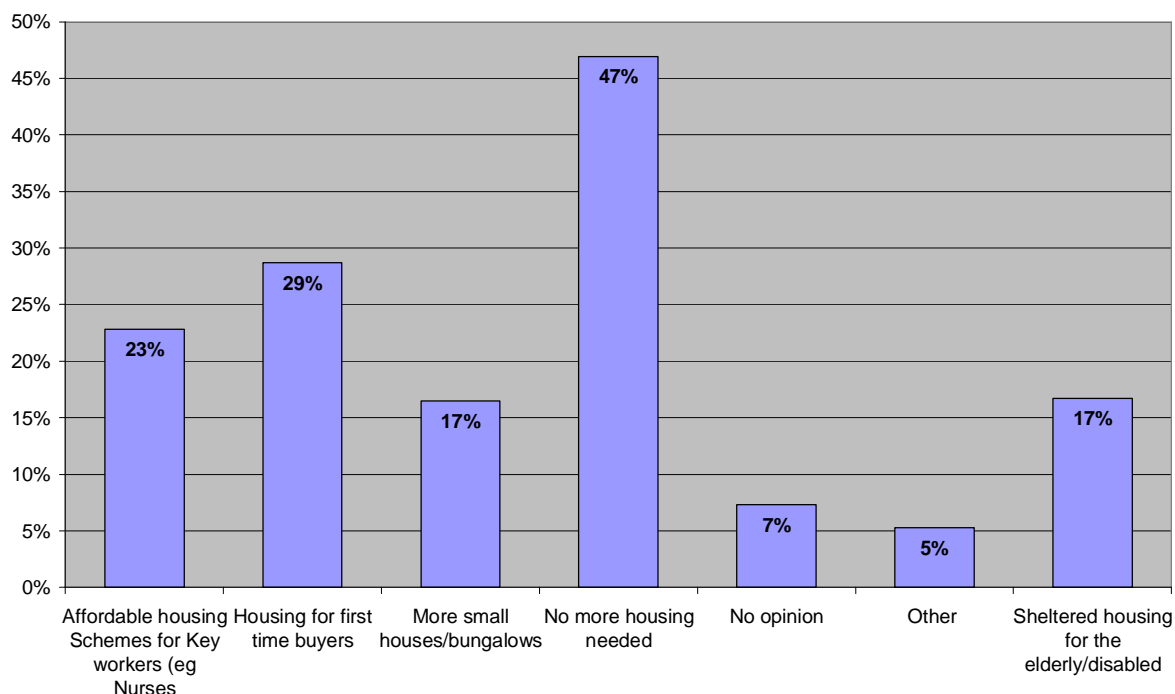
Question 18 – *How user-friendly are the pavements in Shamley Green to people with disabilities, pushchairs or wheelchairs?*

Total number of respondents: 549

- Good 17 (3.1%)
- Reasonable 171 (31.1%)
- Poor 250 (45.5%)
- No opinion 111 (20.2%)

Question 19 – *What additional housing do you think the village needs?*

Total number of respondents: 588



Question 20 – *Are you satisfied with the provision of the following services?*

Total number of respondents: 549

	Yes	No	No opinion
• Doctor	465 (84.7%)	32 (5.8%)	47 (8.6%)
• District Nurse	163 (29.7%)	9 (1.6%)	256 (46.6%)
• Health Visitor	112 (20.4%)	13 (2.4%)	259 (47.2%)
• Home Care	24 (4.4%)	15 (2.7%)	329 (59.9%)
• Maternity Care	71 (12.9%)	2 (0.4%)	300 (54.6%)
• Meals on Wheels	56 (10.2%)	0 (0.0%)	316 (57.6%)

- comments concerned about weekend cover
poor coverage out-of-hours

Question 21 – *Do you have difficulty getting to health care facilities?*

Total number of respondents: 578

- Yes 34 (5.9%)
- No 544 (94.1%)

Question 22 – *Are you aware that Village Care and its voluntary car service exists to help transport people to health care facilities or with collecting medicines?*

Total number of respondents: 567

- Yes 244 (43.0%)
- No 323 (57.0%)

Question 23 – *Are there areas in Shamley Green in which you feel unsafe?*

Total number of respondents: 516

- Yes 161 (31.2%)
- No 355 (68.8%)

People mentioned feeling unsafe in alleyways, and in some cases, after dark when youths are about; the vast majority of people fear traffic and associated problems of walking along and crossing roads

Question 24 – *Do you regard the police coverage of Shamley Green to be?*

Total number of respondents: 575

- Good 282
- Reasonable 146
- Poor 32
- No opinion 115

Question 25 – *How often do you use the following shops and services?*

Total number of respondents: 592

	daily	weekly	monthly	less frequently
• Local Shop/ Post Office	172 (29.1%)	296 (50.0%)	62 (10.5%)	53 (9.0%)
• Citizens Advice Bureau	0 (0%)	3 (0.5%)	5 (0.8%)	431 (72.8%)
• Pubs	8 (19.8%)	117 (19.8%)	178 (30.1%)	195 (32.9%)
• Mobile Library (weekly visits)	2 (0.3%)	9 (1.5%)	3 (0.5%)	422 (71.3%)
• Hair/beauty salon	2 (0.3%)	16 (2.7%)	67 (11.3%)	379 (64.0%)

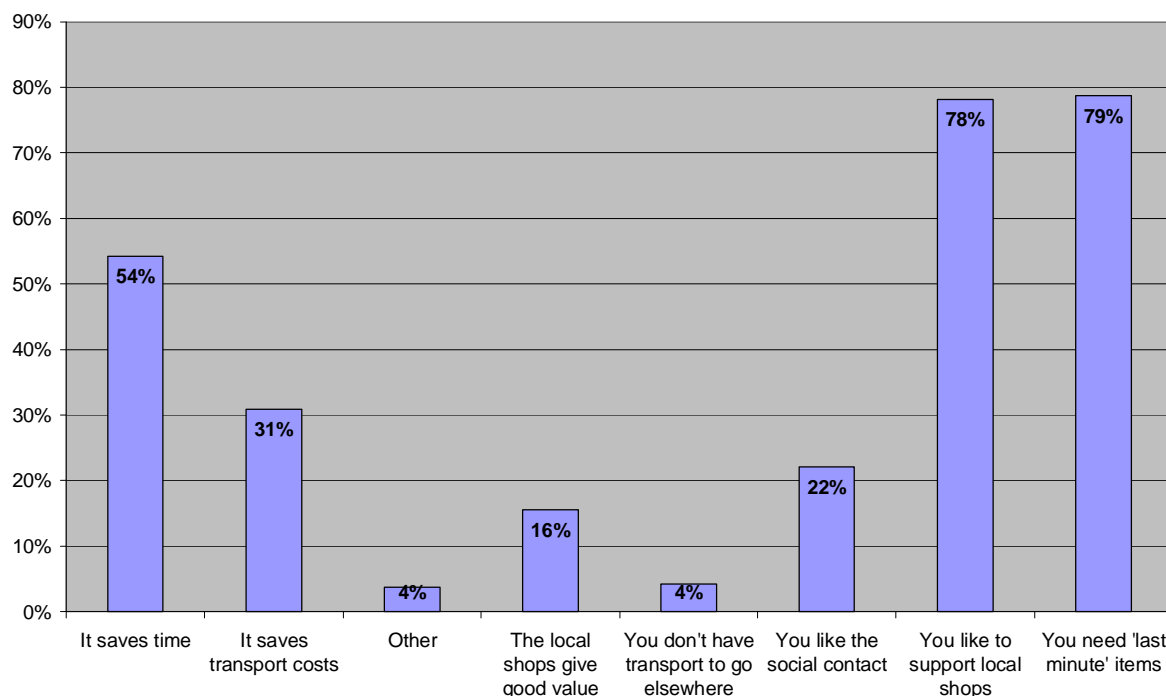
Question 26 – *Do you use the Shamley Green Post Office for any of the following?*

Total number of respondents: 523

- Postal services 509 (97.3%)
- Pensions/allowances 55 (10.5%)
- Giro bank/savings certificates 70 (13.4%)
- Information leaflets 93 (17.8%)
- TV licence/other bills 142 (27.2%)

Question 27 – *Do you use the shop in Shamley Green because?*

Total number of respondents: 544



The other item mentioned was newspapers

Question 28 – *The village shop was put up for sale in 2003; do you agree or disagree with the following?*

Total number of respondents: 586

	Yes	No
• A community buy-out be considered as happened in Wonersh	369 (63.0%)	26 (4.4%)
• That closure of the shop would detract from village life	511 (87.2%)	7 (1.2%)
• You are of no opinion	27 (4.6%)	0 (0%)

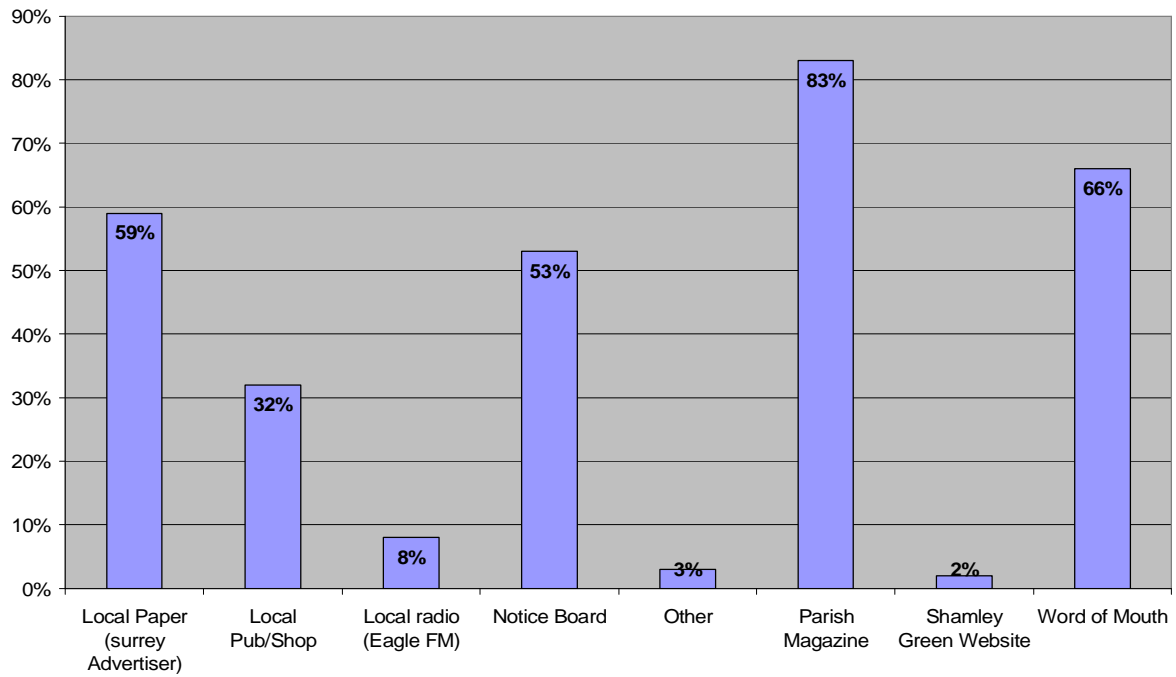
Question 29 – *If there were a special group in the village that you would like to see formed, what would it be?*

Total number of respondents: 141

- 17 people wanted to form an art club last time – I came forward, but only two turned up – I would not waste my time again
- Activities for youth – overwhelming request including youth club
- Arts and craft club
- Bridge
- Colts cricket
- Conservation group
- Diet and exercise club
- Gardening club
- Keep fit/pilates/yoga
- Tennis, possibly with use of the Longacre facilities

Question 30 – *Where do you normally get information about events taking place in Shamley Green?*

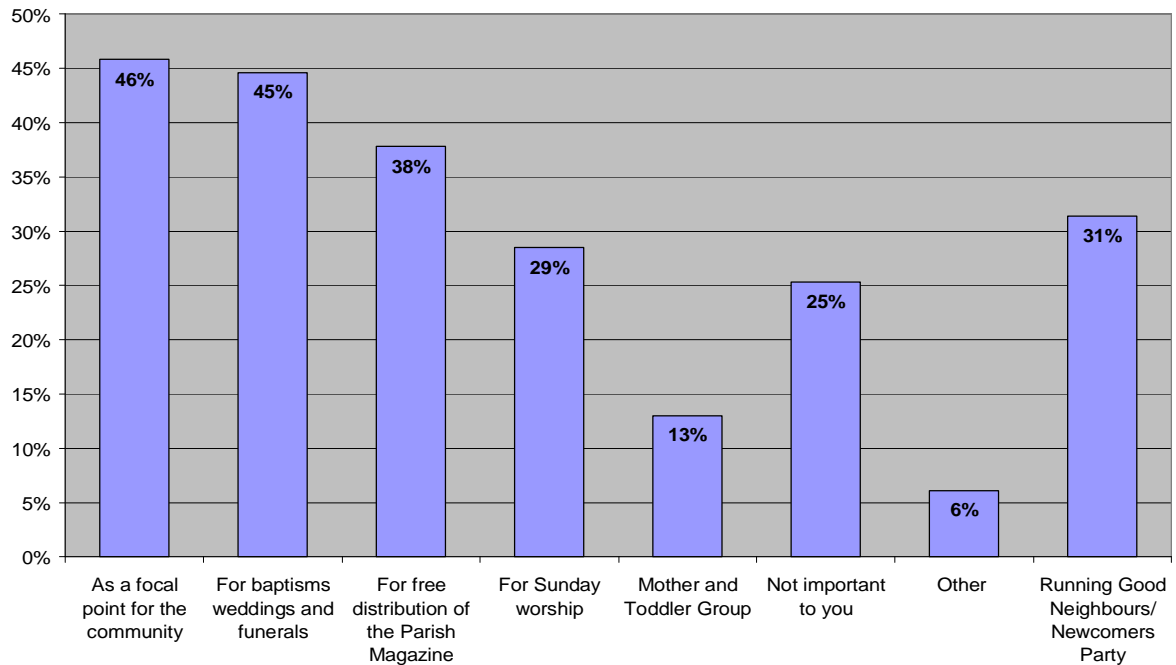
Total number of respondents: 569



Others included *Cranfold Life* and *The Challenger*

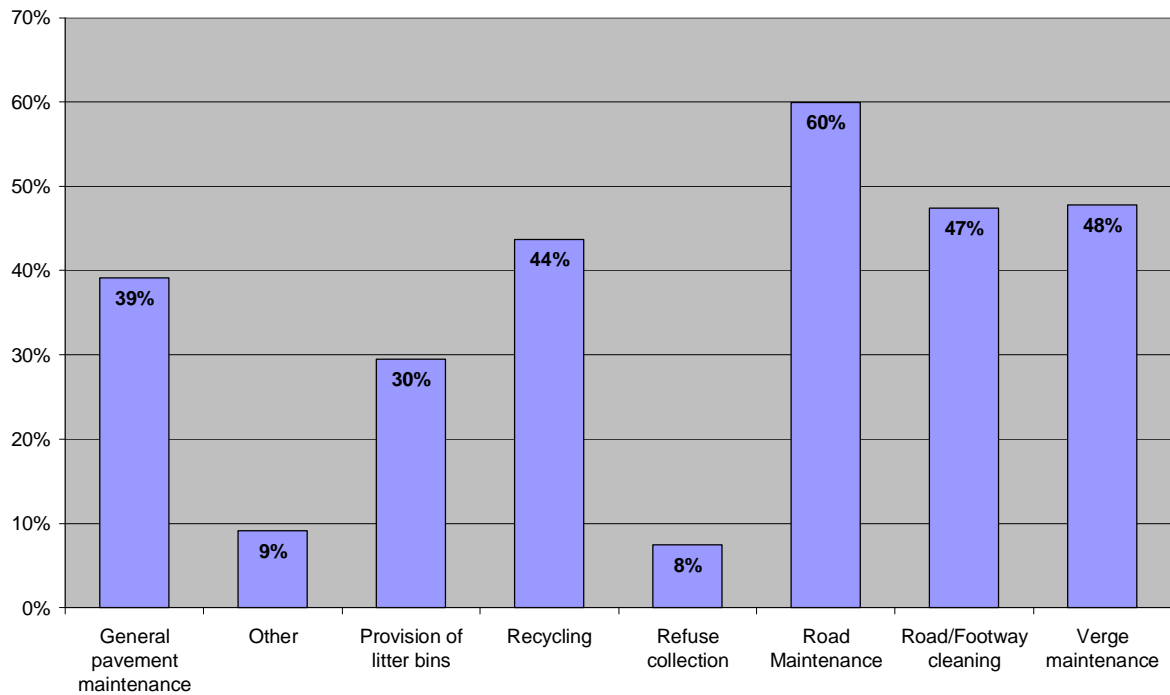
Question 31 – *Is the village Church important to you?*

Total number of respondents: 561



Question 32 – *In your opinion, do any of the following services need to be improved?*

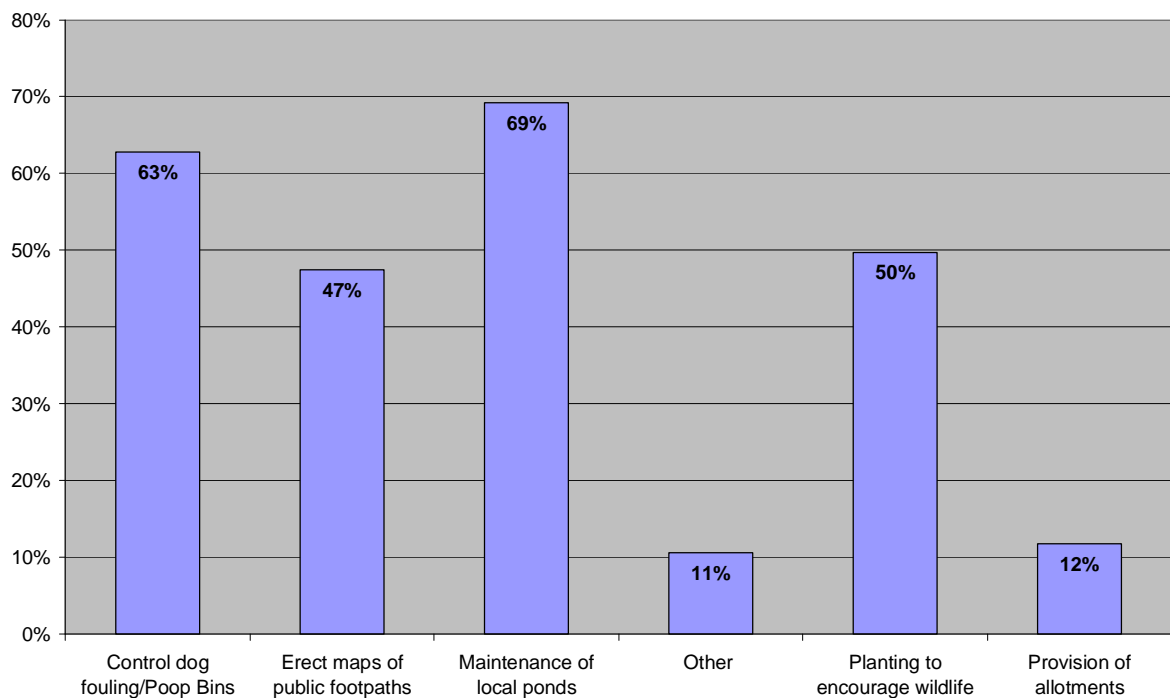
Total number of respondents: 519



Other included plastic and cardboard recycling as well as general clearance of rubbish from verges, etc.

Question 33 – *What do you think should be done to improve the environment in Shamley Green?*

Total number of respondents: 519



Other included street lighting, general litter clearance, preventing parking on the Green, better maintenance of footpaths

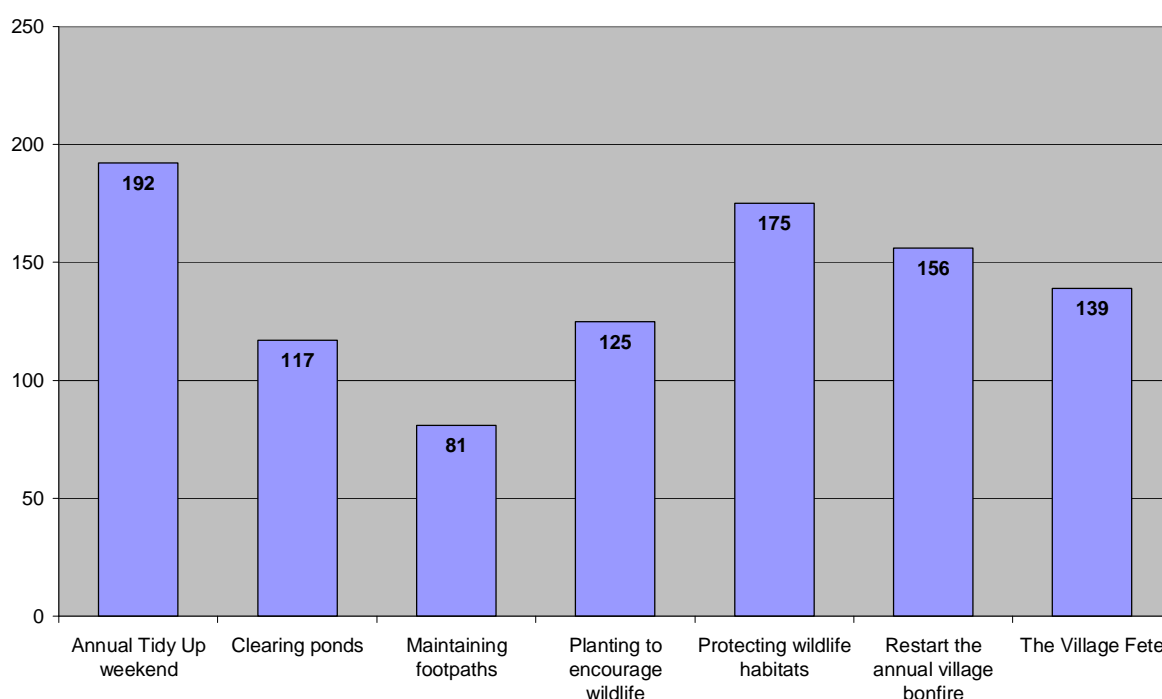
Question 34 – *Do you feel that the village should continue to pursue the creation of a footpath to Wonersh?*

Total number of respondents: 588

- Yes 451 (76.7%)
- No 58 (9.9%)
- You are of no opinion 79 (13.4%)

Question 35 – *Would you be prepared to participate in helping with any of the following?*

Total number of respondents: 334



Question 36 – *How important is the preservation of our heritage and environment to you?*

Total number of respondents: 563

	very important	not very important
• Ancient path and hedgerow boundaries	444 (78.9%)	52 (9.2%)
• Footpaths	507 (90.1%)	16 (2.8%)
• Maintenance of listed buildings	435 (77.3%)	38 (6.7%)
• Landmark trees	422 (75.0%)	44 (7.8%)
• Greens and common land	531 (94.3%)	6 (1.1%)
• Views and open spaces	526 (93.4%)	3 (0.5%)

Other comments:

- Would like to help with a youth group

- Why is the Arbuthnot Hall not mentioned as an amenity?
 - Increasing road signs will not make a difference to traffic speed, as those who know the roads drive fastest, i.e. the locals; Womersley now looks as if you are approaching a level crossing, roads are notably quieter in the school holidays
 - Public enquiry found in October 2003 that speed should be reduced on Stroud Common, but nothing has happened
 - Cut back the hedge at Northcote Lane crossroads to improve visibility; warn motorists at Gaston Gate of the dangerous and narrow route down Run Common Road
 - If there is to be pressure to build, then (1) quality should not be sacrificed for quantity, i.e. affordable housing, (2) planning guidelines should be used to prevent new developments proceeding at the expense of their neighbours, i.e. school expansion, holiday housing and telephone masts, and (3) things should not be developed to satisfy government/council policy – road furniture, pressure group scheme, etc.
 - There is a definite need for streetlighting throughout the village; too many dark and dangerous footpaths and dingy corners. We are now in the 21st century and it must be realised that the world is now a far more dangerous place, including our village, and something needs doing before someone gets mugged, beaten up or worse. I know a lot of people who want to keep our quaint village as it is, but safety must come first
 - Flagstone path across the Green, but avoiding the cricket square, towards Sweetwater Lane, to give a mud-free walk to the shop
 - No more street furniture, unless absolutely necessary, council to clamp down on house extensions – there will be no low paid in village
 - No street lights or light pollution
-
- An excellent survey
 - What became of the previous appraisal?